


3000 Series



Pump Specifications:

Flow Rates — Range to .95 gpm; maximum pressure 38 psi

Motor — 24VDC, variable speed, brushless

Fluid Temperature — To 199°F (93°C)

Materials in Contact with Solution:

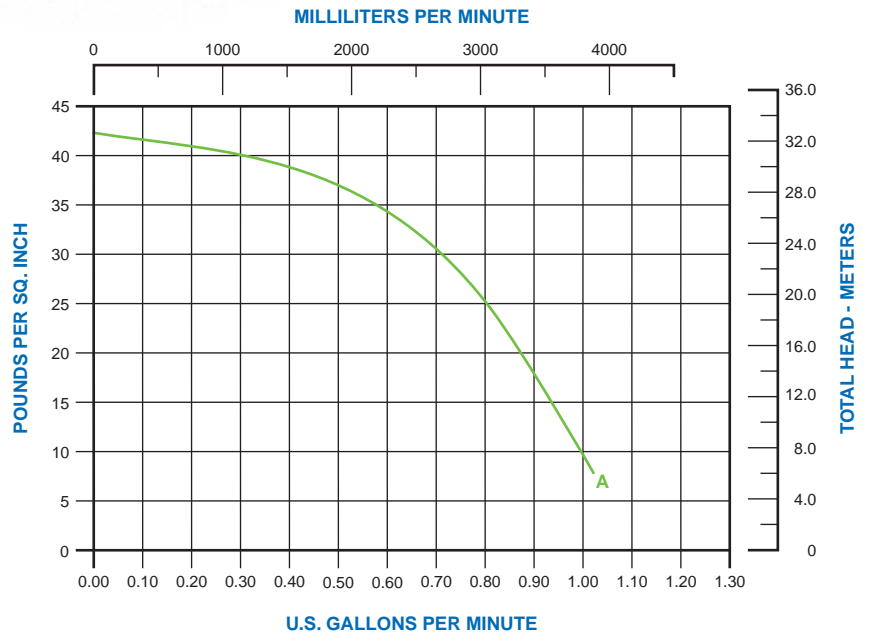
Body — PPS Polymer (Ryton®)

Shaft — 316 Stainless Steel

Hose Connectors — Polyether Imide (Ultem®)

Gears — PPS Polymer (Ryton®)

O-Rings (Elastomers) — a. Nitrile
b. EPT/EPDM



A - 5VDC curve (.537" gears).

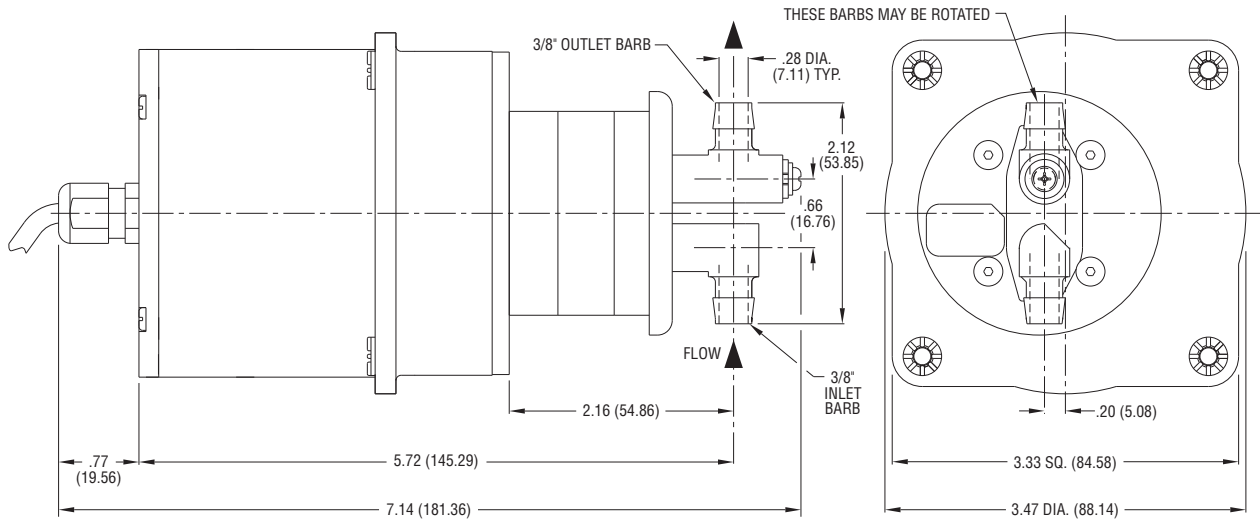
MODEL SPECIFICATIONS

Model Number	Series	Volts	Motor Type	Gear Thickness	Typical Curve	Approx. Wt.
					24VDC	
19003-001	3000	24VDC	Brushless	.537"	A	2.5 lbs.

Note: Motor amps affected by flow rate. Consult factory for specs.

GEAR PUMPS - TYPICAL DIMENSIONS

3000 Series Model



Dimensions in Inches
(Dimensions in Millimeters)

OEM
Options

**O-Rings
(Elastomers)** — a. Viton®/Fluoroelastomer
b. Aflas®